

ATL PRODUCT GUIDE

MOTORSPORT MARINE AEROSPACE DEFENCE & SECURITY SUBSEA INDUSTRIAL INFLATABLES AUTOMOTIVE

Aero Tec Laboratories Ltd is the world's leading manufacturer of Safety Fuel Cells for use in Motorsport. ATL supply vehicle manufacturers and club racers alike, and have supplied every F1 team for over 30 years. Fuel Cells range from custom built examples to a large selection of standard Saver Cells, and include refuelling equipment as well as fuel system spares and accessories.



Saver Cells

① Manufactured from unique ATL-565 material, supplied fully foam baffled with 1 x 6 x 10" top plate, 2 x -6 fuel pick-ups, 1 x -6 roll-over vent valve, Ø 2.25" filler neck with anodised ¼ turn filler cap with non-return valve, mounted on a 76.2mm PCD with 6 bolts and a pre-marked level sender pattern. Note: SA-AA-030 is fitted with 4 x 6" top plate, 1 x -6 fuel pick up and filter, 1 x -6 roll-over vent and 1 x Ø 2.25" filler neck with safety valve and cap. FIA FT3-1999 approved.

Capacity	Container Dimensions	Saver Cell Part No*	Alloy Container Part No.
② 20L	350 x 350 x 240mm	SA-AA-030	SA-AA-031
30L	534 x 326 x 240mm	SA-AA-040	SA-AA-041
40L	638 x 337 x 270mm	SA-AA-050	SA-AA-051
45L	531 x 464 x 250mm	SA-AA-060	SA-AA-061
60L	633 x 461 x 250mm	SA-AA-070	SA-AA-071
80L	673 x 673 x 225mm	SA-AA-080	SA-AA-081
80L	658 x 440 x 355mm	SA-AA-090	SA-AA-091
80L	881 x 459 x 250mm	SA-AA-100	SA-AA-101
100L	777 x 461 x 375mm	SA-AA-110	SA-AA-111
100L	661 x 443 x 445mm	SA-AA-120	SA-AA-121
120L	671 x 671 x 340mm	SA-AA-130	SA-AA-131
120L	671 x 496 x 445mm	SA-AA-140	SA-AA-141
120L	888 x 462 x 377mm	SA-AA-150	SA-AA-151
120L	646 x 441 x 560mm	SA-AA-160	SA-AA-161
170L	671 x 671 x 445mm	SA-AA-170	SA-AA-171

*Saver Cells are available with no top-plate or with blue foam for use with Diesel.

To order use the following:

Without top plate, add 4 to the part no.

(e.g. SA-AA-044)


With Blue Foam, add 5 to the part no.

(e.g. SA-AA-045)

With Blue Foam without top plate, add a 6 to the part no.

(e.g. SA-AA-046)

All fuel cells experience some swelling when subjected to fuels (approx. 2-4% linear), therefore allow 4 weeks of fluid contact for Racells and Saver Cells bladder dimensions to stabilise. To comply with FIA regulations, Racells and Saver Cells must be installed within an aluminium container.



Internal Collector Systems

Description	Part No.
③ Internal Collector System 3 Litre – no pump mounts	(CL-AA-023)
④ Internal Collector System 3 Litre with 1 pump mount to suit 36mm diameter pumps. Can also accept PRV housing.*	(CL-AA-024)
Internal Collector System 3 Litre – with 1 pump mount to suit Bosch pump.*	(CL-AA-026)
⑤ Internal Collector. Litre with 2 pump mounts to suit 36mm diameter pumps. Can also accept PRV housing.*	(CL-AA-027)
Return-less system fitted with a 1 x 5 Bar (210/hr) Pump (PU-AB-050), Filter (FT-AC-003) and PRV housing. (PRV not included)	(CL-AA-029)

*Pumps not included



Saver 'D' Cells

Capacity	Dimensions	Part No.
30 Litre	Ø553 x 163mm	SA-AA-180
30 Litre with Collector & Rear Outlet	Ø553 x 163mm	SA-AA-182
45 Litre	Ø553 x 227mm	SA-AA-190
⑧ 45 Litre with Collector & Rear Outlet	Ø553 x 227mm	SA-AA-192
⑦ 60 Litre (See ATL website for fitment info)	566 x 566 x 244mm	SA-AA-220

D Cells also available in ATL lightweight rubberised fabric for weight savings.

Racells

Capacity	Dimensions	Part No.
10 Litre	204 x 204 x 390mm	SA-AA-010
10 Litre with Blue Foam for Diesel/Methanol	204 x 204 x 390mm	SA-AA-015
⑨ 20 Litre	254 x 254 x 445mm	SA-AA-020
20 Litre with Blue Foam for Diesel/Methanol	254 x 254 x 445mm	SA-AA-025

Porsche 911 Saver Cell

Description	Part No.
⑥ Porsche 911 (Pre-'89) 100 Litre Saver Cell	(SA-AA-200)
Porsche 911 (Pre-'89) 100 Litre Saver Cell without Top Plate	(SA-AA-204)
Aluminium Container to suit SA-AA-200/204	(SA-AA-201)



Custom Saver Cells

⑩ ATL can design and manufacture Custom Shaped Saver Cells, exceeding FIA FT3 1999 specification. These uniquely tough and lightweight Fuel Cells are constructed from the renowned ATL-565 material.


Custom Saver cells can already be found in the McLaren, Aston Martin and Mercedes GT4 cars, along with the M-Sport Fiesta R2 and more on the way! The ATL Saver Cell is the only genuine low cost option for an FIA FT3 Fuel Cell, and ATL's manufacturing capabilities and cost control mean that this safe FIA approved solution is available from relatively low volumes of production.

There are very few limitations for size and shape, and the ATL's range of high technology solutions can be applied just as they are with a flexible bladder. Custom Saver Cells have a short lead time meaning great flexibility, particularly for low volume vehicle manufacturers looking for a cost effective solution with market leading capabilities.

Enquire with the ATL Sales Team for further information.


Plates

Description	Part No.
(11) 6 x 10" Plate Featuring: (2) -6 Holes, (1) -8 Hole, (1) 3-Pin Inserted Pattern, (1) VDO Inserted Pattern & (1) 76.2mm PCD with 6 Bolt Inserted Pattern. Inc Gaskets, Bolts & Washers	(PL-BG-021)
(12) 6 x 10" Plate Featuring: (2) -6 Holes, (1) -8 Hole, (1) 3-Pin Inserted Pattern & (2) 76.2mm PCD with 6 Bolt Inserted Pattern. Inc Gaskets, Bolts & Washers	(PL-BG-022)
(13) 6 x 10" Standard Saver Cell Plate (See Page 1)	(PL-BG-311)
(14) 3-Pin Plate, Blank	(PL-CB-002)
(15) 3-Pin Plate, -6 Hole	(PL-CB-003)
(16) 3-Pin Plate, -8 Hole	(PL-CB-004)
(17) 3-Pin Plate, -10 Hole	(PL-CB-005)
(18) 3-Pin Plate, -12 Hole	(PL-CB-006)
(19) 3 Pin M24x1.5 PRV Housing to suit RG-AC-001	(PL-CB-007)
(20) 3-Pin Plate, to Suit Clubman Loom	(PL-CB-008)
(21) 3-Pin Plate, to Suit Shell Size 8 Loom	(PL-CB-009)
(22) 3-Pin Plate, to Suit Shell Size 10 Loom	(PL-CB-010)
(23) 3-Pin Plate, to Suit shell Size 12 Loom	(PL-CB-011)
(24) 3-Pin Plate, to Suit Shell Size 14 Loom Standard 3 Pin M16x1.5 Vent	(PL-CB-012) (PL-CB-013)



Spill Collectors


Description	Part No.
(40) Rubber Spill Collector 0.25" Drain 101.6mm PCD with 8 Bolt Pattern	(FL-AF-001)
(41) Rubber Spill Collector -4 Drain to suit 2.25" Filler Neck	(FL-AF-003)
(42) Rubber Spill Collector -6 Drain 76.2mm PCD with 6 Bolt Pattern	(FL-AF-007)



FIA Non-Return Flapper Valve

Valve opens during refuelling and closes when refuelling is complete. This prevents any back-flow of fuel to filler neck / filler hose in the event of an accident.

Description	Part No.
(43) FIA Non-Return Flapper Valve	(FL-AE-002)
(44) FIA Non-Return Flapper Valve Housing 76.2mm with 6 Bolt Pattern	(FL-AE-003)
(45) Non-Return Flapper Valve. Dual Fill Plate Mount	(FL-AE-014)



Filters

Description	Part No.
(54) Fabric Sock Filter 74 Micron offset T to suit AC Pump	(FT-AB-001)
(55) Fabric Sock Filter 74 Micron offset T to suit Walbro Pump	(FT-AB-003)
(56) Fabric Sock Filter 74 Micron to suit AC Pump	(FT-AB-004)
(57) Fabric Sock Filter 74 Micron -6 Hose Tail	(FT-AB-005)
(58) Fabric Sock Filter 74 Micron -8 Hose Tail	(FT-AB-007)
(59) Plastic Sock Filter 74 Micron round 19mm ID	(FT-AB-011)
(60) Fabric Sock Filter 74 Micron -10 barb	(FT-AB-013)
(61) Post-Pump Paper Canister Filter 25 Micron -6 in-line	(FT-AC-003)
(62) Post-Pump Paper Canister Filter 25 Micron M14x1.50 IN M12x1.50 OUT	(FT-AC-017)
(63) Post Pump Paper Canister Filter 25 Micron FT-AC-017 with -06 Ends	(FT-AC-017)



Filler Necks

Description	Part No.
(25) Ø1.5" Straight Filler Neck 60.3mm PCD with 6 Bolt Pattern	(FL-AC-002)
(26) Ø1.5" x 45° Filler Neck 60.3mm PCD with 6 Bolt Pattern	(FL-AC-003)
(27) Ø2" Straight Filler Neck 60.3mm PCD with 6 Bolt Pattern	(FL-AC-004)
(28) Ø2" x 45° Filler Neck 76.2mm PCD with 6 Bolt Pattern	(FL-AC-005)
(29) Ø2.25" Straight Filler Neck 76.2mm PCD with 6 Bolt Pattern	(FL-AC-006)
(30) Ø2.25" x 45° Filler Neck 76.2mm PCD with 6 Bolt Pattern	(FL-AC-008)
(31) Ø2.25" Straight Filler Neck 120.6mm PCD with 12 Bolt Pattern	(FL-AC-011)
(32) Fireguard Extension 76.2mm PCD with 6 Bolt Pattern	(FL-AC-039)
(33) Ø2" Funnel for Flush Filler Cap 101.6mm PCD with 8 Bolt Pattern	(FL-AC-503)
(34) Ø2.25" Funnel for Flush Filler Cap 101.6mm PCD with 8 Bolt Pattern	(FL-AC-504)
(35) Ø2.25" Funnel for Flush Filler Cap or 2" Probe 101.6mm PCD with 9 Bolt Pattern	(FL-AC-506)
(36) Ø2.25" Funnel for Flush Filler Cap or 2" Probe with Fireguard - Black 101.6mm PCD with 9 Bolt Pattern	(FL-AC-518)
(37) Ø2" Silver Unnodised Straight Filler Neck with Screw Cap	(FL-AA-001)
(38) Ø2" Blue Straight Filler Neck with Screw Cap 76.2mm PCD with 6 Bolt Pattern	(FL-AA-004)
(39) Ø2.25" Straight Filler Neck with a Quarter Turn Cap 76.2mm PCD with 6 Bolt Pattern	(FL-AA-008)
(40) Quarter Turn Red Anodised Screw Cap	(FL-AD-068)

Fuel Level Gauges/Senders

Level gauge systems only work with negative earth electrical systems. Sender operates at 240 Ohms empty to 33 Ohms full or 0-5V. Senders can be cut to length and calibrated (by customer) to suit depth of Fuel Cell (Not less than 200mm).

Description	Part No.
(46) Fuel Sender Low Level Warning Light	(EL-AB-005)
(47) Fuel Sender Probe 540mm. 240-33 Ohms Resistance Output	(EL-AD-151)
(48) Fuel Sender Probe 540mm. 0-5V Voltage Output	(EL-AD-152)
(49) Fuel Level Dashboard Gauge 240-33 Ohms	(EL-AD-068)
(50) Dipstick Fitted with -6 Alloy Cap (up to 300mm tank depth)	(EL-AD-500)



Fuel Caps


Description	Part No.
(51) 3" Tank Mount Non-Locking Flush Filler Cap 76.2mm PCD with 6 Bolt Pattern	(FL-AB-001)
(52) 3" Tank Mount Locking Flush Filler Cap 76.2mm PCD with 6 Bolt Pattern	(FL-AB-002)
(53) 3" Non-Locking Filler Cap Ø57-Ø50mm Stepped Neck 76.2mm PCD with 6 Bolt Pattern	(FL-AB-003)
(54) 3" Locking Filler Cap Ø57-Ø50mm Stepped Neck 76.2mm PCD with 6 Bolt Pattern	(FL-AB-004)
(55) 4" Tank mount Non-Locking Filler Cap 101.6mm PCD with 8 Bolt Pattern	(FL-AB-011)
(56) 4" Tank mount Locking Filler Cap 101.6mm with PCD 8 Bolt Pattern	(FL-AB-012)
(57) 4" Tank mount Locking Filler Cap 101.6mm with PCD 9 Bolt Pattern	(FL-AB-013)
(58) 4" Tank mount Non-Locking Filler Cap 101.6mm PCD with 9 Bolt Pattern	(FL-AB-018)
(59) 4.75" Non-Locking Filler Cap 120.6mm with 12 Bolt Pattern	(FL-AB-021)

Vent Valves

Description	Part No.
(60) Vent Valve. Roll-Over -6 Tank Mount	(TF-AA-350)
(61) Vent Valve. Roll-Over -12 Tank Mount	(TF-AA-353)
(62) Vent Valve. Roll-Over -6 90° Fitment	(TF-AA-354)
(63) Vent Valve. Roll-Over Float -6 Tank Mount	(TF-AA-475)
(64) Vent Valve. Roll-Over Float -6 Inline	(TF-AA-671)
(65) Vent Valve. Roll-Over Float to suit -6 Inline Hose	(TF-AF-004)
(66) Vent Valve. Roll-Over Float FIA -10 200mBar	(TF-AF-014)
(67) Vent Valve. Roll-Over Float -10 Inline	(TF-AF-015)
(68) Vent Valve. Roll-Over Float FIA -6 200mBar	(TF-AF-019)
(69) Vent Valve. Roll-Over Float FIA -6 200mBar M16	(TF-AF-021)
(70) Vent Valve. -6 50mbar Blow Off 5mBar Vacuum	(TF-AF-008)
(71) Vent Valve. Ø8mm 50mbar Blow Off 5mBar Vacuum	(TF-AF-009)
(72) Vent Valve. Pressure Relief M16 200mBar 29mBar in	(TF-AF-017)
(73) Vent Valve. Pressure Relief M16 200mBar 29mBar in	(TF-AF-018)

Refuelling Bottles

Description	Part No.
Single Valve	
1.5" Probe Straight Neck	(RE-AA-023)
1.5" Probe 135° Neck	(RE-AA-024)
2" Probe Straight Neck	(RE-AA-025)
2" Probe 135° Neck	(RE-AA-026)
Dual Valve	
1.5" Dual Probe Straight Neck	(RE-AA-027)
2" Dual Probe Straight Neck	(RE-AA-028)
⑦① 2" Dual Probe 135° Neck	(RE-AA-029)
Single 2" Probe with Remote - 12 Staubli Vent	
Straight Neck	(RE-AA-030)
135° Neck	(RE-AA-031)
Single 2" Probe with Remote 2" Vent	
Straight Neck	(RE-AA-032)
⑦② 135° Neck	(RE-AA-033)
Accessories	
⑦③ ATL Refuelling Bottle Trolley	(RE-AB-028)



Closed Loop Refuelling Bowser



⑧④ The ATL Refuelling Bowser allows the safe transfer of fuel within a motorsport environment. The bowser connects to a car, drum wand or refuelling tower using two hoses, one for fuel and one for venting fumes. The transport-ready bowser is operated from an internal, re-chargable 12V battery which is fitted with an Anderson plug. Suitable for WEC/ELMS regulations. Currently in use across the world.

Fittings can be supplied to suit any application. Many optional extras available such as drum wand, temperature sensor, data-logger, soft cover, battery charger and spare batteries. Please note that the temperature sensor and data logger must be specified and fitted during manufacture.

100L Refuelling Bowser	(RE-AC-161)
200L Refuelling Bowser	(RE-AC-171)

Specifications:

- Internal 12v Battery with Anderson Plug
- Pump 35 litres per minute
- (2) Ø7/8" UNF Female Fittings (hoses not included)
- Designed to fit underneath workbench (100L)
- Programmable auto-pump shut-off feature

Fuel Filler Hose / In-Tank Hose

Description	Part No.
Rubber Elbow 2.25" 135° Black UV Resistant	(RE-AE-007)
Rubber Elbow 2.25" 135° Clear	(RE-AE-008)
Rubber Elbow 2" 135° Black UV Resistant	(RE-AE-019)
Rubber Elbow 2" 90° Black UV Resistant	(RE-AE-020)
Fluorosilicone Hose Reducer 2.25" to 1.5" Blue	(RE-AE-021)
Fluorosilicone Hose Ø57mm 100mm Long Blue	(RE-AE-022)
Fluorosilicone Hose Ø57mm 130mm Long Blue	(RE-AE-023)
Refuelling Hose VentFlex 75mm	(RE-AJ-019)
Refuelling Hose Ø1.5" (38.15mm) Smoothbore	(RE-AJ-035)
Refuelling Vent Lightweight Hose 1.5" Clear	(RM-AB-001)
Refuelling Hose 2.25" Smooth Unreinforced Clear	(RM-AB-022)
Refuelling Hose 2.25" Smooth Reinforced Clear	(RM-AB-024)
Filler Hose 2" Lightweight Black	(RM-AB-011)
Filler Hose 2" Smooth Unreinforced Black	(RM-AB-012)
Filler Hose 2.25" Lightweight Black	(RM-AB-021)
Filler Vent Hose 2.5" Lightweight Black	(RM-AB-031)
Filler Vent Hose 1.5" Lightweight Black	(RM-AB-032)
Alloy Tube 2.25" 1m Long	(RM-AB-026)
Alloy Fireguard Hose 3.5"	(RM-AB-041)
Alloy Fireguard Hose 4.0"	(RM-AB-042)
In-Tank Urethane Hose -8 0.5"ID	(RM-AC-003)
In-Tank Urethane Hose -10 0.625"ID	(RM-AC-004)
In-Tank Urethane Hose -12 0.75"ID	(RM-AC-005)
In-Tank Convolute Hose -5 PTFE 0.3125"ID	(RM-AC-006)
In-Tank Convolute Hose -6 PTFE 0.375"ID	(RM-AC-007)
In-Tank Convolute Hose -8 PTFE 0.5"ID	(RM-AC-008)
In-Tank Convolute Hose -10 PTFE 0.625"ID	(RM-AC-009)
In-Tank Urethane Hose -6 0.375"ID	(RM-AC-029)

Minimum order lengths may apply

Refuelling Rig & Accessories

Description	Part No.
200 Litre Refuelling Drum Assy to suit FIA Drawing 252-7 Without Hoses	(RE-AA-201)
200 Litre Refuelling Drum Assy WEC/ACO Specification Without Hoses	(RE-AA-211)
Refuelling Rig Vent Hose Flange / Coupling Kit (ACO)	(RE-AA-212)
Rig Weighing System for 200L Refuelling Drum	(RE-AA-300)
Rig Vent Tube	(RE-AC-037)
FIA/ACO Deadman Ball Valve	(RE-AC-039)
Heat Reflective Cover to Suit ATL Refuelling Rig	(RE-AC-035)



2" Dry Break Refuelling Valves

Description	Part No.
Refuelling Handle For Single 2" Probe	(RE-AF-008)
⑦④ Male 2" Dry-Break Probe	(RE-AG-003)
⑦⑤ Female Dry-Break Valve Single 2" Tank Mount 101.6mm PCD with 9 Bolt Pattern	(RE-AG-009)
⑦⑥ Female Dry-Break Valve Single 2" Tank Mount 120.6mm PCD with 12 Bolt Pattern	(RE-AG-010)
⑦⑦ Female Dry-Break Valve Single 2" Remote Mount 2.25" Hose Tail 109.2mm PCD with 9 Bolt Pattern	(RE-AG-012)
⑦⑧ Female Dry-Break Valve Dual 2" Tank Mount	(RE-AG-020)
⑦⑨ Female Dry-Break Valve Dual 2" Remote Mount 2.25" Hose Tail	(RE-AG-021)
⑧① Dual Male 2" Dry-Break Probes with Handle	(RE-AG-022)
Repair Kit for 2" Female Dry-Break Valve	(RE-AA-052)
Repair Kit for 2" Male Dry-Break Probe	(RE-AA-053)

1.5" Dry Break Refuelling Valves

Description	Part No.
⑧① Male 1.5" Dry-Break Probe	(RE-AG-002)
⑧② Female Dry-Break Valve Single 1.5" Tank Mount	(RE-AG-007)
⑧③ Female Dry-Break Valve Single 1.5" Hose Tail	(RE-AG-008)
Repair Kit for 1.5" Female Dry-Break Valve	(RE-AA-054)
Repair Kit for 1.5" Dry-Break Male Probe	(RE-AA-055)

Fuel Pumps

Description	Part No.
Bosch High Pressure Pump 165l/Hr at 5 Bar	(PU-AB-020)
⑧⑤ Bosch High Pressure Pump 200l/Hr at 5 Bar	(PU-AB-030)
⑧⑥ Bosch High Pressure Pump 200l/Hr at 8 Bar	(PU-AB-040)
⑧⑦ Walbro High Pressure Pump 102l/Hr at 7 Bar	(PU-AB-050)
⑧⑧ Walbro High Pressure Pump 255l/Hr at 5 Bar	(PU-AB-060)
⑧⑨ VDO Low Pressure Pump 290l/Hr	(PU-AC-020)
⑨① VDO Low Pressure Pump 290l/Hr -6 Fitting	(PU-AC-021)
⑨② VDO Low Pressure Pump 290l/Hr 8mm Fitting	(PU-AC-022)
VDO Low Pressure Pump 290l/Hr 90° 8mm Fitting	(PU-AC-023)
⑨③ Walbro Low Pressure Pump 165l/Hr	(PU-AC-030)
⑨④ Pierburg Low Pressure Pump 330l/Hr	(PU-AC-040)
⑨⑤ Pierburg Low Pressure Pump 330l/Hr -6 Fitting	(PU-AC-041)
⑨⑥ Pierburg Low Pressure Pump 330l/Hr 8mm Fitting	(PU-AC-042)
Facet Low Pressure Pump 128l/Hr at 0.5-0.7 Bar	(PU-AC-050)
Facet Low Pressure Pump 120l/Hr at 0.3-0.5 Bar	(PU-AC-060)



Regulators

Description	Part No.
Filter Regulator Housing Push on fittings 6 Bar	(FT-AE-001)
Filter Regulator Housing Push on fittings 4 Bar	(FT-AE-002)
Bosch Fixed 4 Bar PRV	(RG-AB-002)
Bosch Fixed 5 Bar PRV	(RG-AB-003)
Aeromotive Adjustable 2-6 Bar PRV	(RG-AB-014)
Sobek Regulator Housing Assy -6 Male M24x1.5 PRV	(RG-AC-001)


Quick Disconnect Couplings

Description	Part No.
96 QD SPT08 -6 Male Socket (No Lanyard)	(TF-AD-009)
QD SPT08 -6 Male Socket (With Lanyard)	(TF-AD-011)
97 QD SPT08 -6 Male Plug Panel Mount	(TF-AD-013)
QD SPT08 -8 Male Plug Panel Mount	(TF-AD-014)
QD SPT08 -6 Male Plug (With Alloy Cap)	(TF-AD-015)
99 QD SPT08 -8 Male Plug (With Rubber Cap)	(TF-AD-017)
QD SPT12 -12 Male Socket	(TF-AD-018)
QD SPT12 -12 Male Plug Panel Mount	(TF-AD-020)
QD SPT12 -12 Male Plug	(TF-AD-023)
QD SPT12 -12 6 Bolt Flange Plug	(TF-AD-026)
QD Push Fit 10mm Straight -6 barb	(TF-AD-030)
QD Push Fit 8mm Straight -5 barb	(TF-AD-032)
QD Push Fit 8mm 90° -5 barb	(TF-AD-033)
QD Push Fit 10mm 90° -6 barb	(TF-AD-034)



Heat Reflective Film (per metre)

Description	Part No.
108 Silver Foil to 510°C. 680mm Wide. 190g per m ²	(RM-AE-867)
109 Gold Foil to 350°C. 740mm Wide. 120g per m ²	(RM-AE-869)
110 Silver Foil to 510°C. 680mm Wide. 170g per m ²	(RM-AE-874)
111 Silver Cloth to 1000°C. Min Air Gap of 1-2mm. 0.61m wide x 2.5mm Thick. 410g per m ²	(RM-AE-890)
112 Silver Cloth to 1000°C. Min Air Gap of 1-2mm. 0.61m wide x 4mm Thick. 570g per m ²	(RM-AE-891)
Silver Cloth to 1000°C. Min Air Gap of 1-2mm. 1.22m wide x 2.5mm Thick. 410g per m ² (available in 20m continuous length)	(RM-AE-892)
Silver Cloth to 1000°C. Min Air Gap of 1-2mm. 1.22m wide x 4mm Thick. 570g per m ² (available in 20m continuous length)	(RM-AE-893)



Volume Displacement/Baffle Foam

Description	Part No.
113 Volume Displacement Ball Ø70mm 0.18l	(AC-AC-005)
114 Volume Displacement Ball Ø100mm 0.52l	(AC-AC-006)
115 Volume Displacement Ball Ø150mm 1.77l	(AC-AC-007)
Volume Displacement Ball Ø38mm 0.029l	(AC-AC-018)
Volume Displacement Ball Ø57.15mm Solid	(AC-AC-086)
116 Yellow Foam Petrol Yellow 300mm Cube	(FM-AB-001)
117 Blue Foam Diesel Methanol 300mm Cube	(FM-AB-002)

Baffle foam can be supplied in custom shapes, sizes and quantities. Please contact the ATL Sales Team for further information.

Custom Fuel Cells

For the ultimate in fuel system technology, look no further than a custom ATL Fuel Cell. ATL's unparalleled technology and service can take your concept to a reality in a matter of weeks. The full depth of ATL technical knowledge and many decades of experience are at your disposal to create a system that suits your needs. Whether focused on cost, performance, or a combination of the two, ATL can provide a world-beating product which offers unrivalled levels of safety.

PORSCHE 911 991 GT3 CUP (2014)

CUSTOM FUEL CELLS

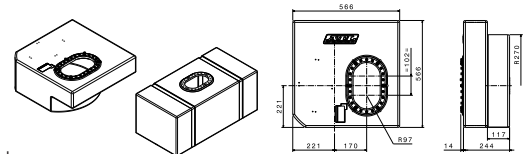
Utilising decades of Motorsport knowledge, ATL can supply a lightweight tank skin solution. A full internal system option is also available.

JAGUAR E TYPE

HISTORIC REMAKES

Retain the original look of your tank by sending us a sketch, 3D CAD model, existing or re-made container.

- FIA FT3-1999, FT3.5-1999 & FT5-1999
- Non-FIA Bladders - Motorsport, Marine, Aerospace, Defence, Subsea, Industrial and Inflatables
- Huge range of components available
- Aluminium/Composite containers
- Wide range of materials available from budget to ultra-high performance
- Baffle specific materials for maximum weight savings
- Full CAD design
- Choose from standard components or create new to suit your requirements
- One-offs/Prototypes to serial production
- Circuit-Racing, Rally, Off-Road, Rallycross, Rallye-Raid, Historic, Motorcycle, Hillclimb, Drifting
- Sole Supplier to F1, DTM, BTCC, GT3, Super GT, Super Formula, LMP1, LMP2 and many more series!



GET A QUOTATION

Quotations possible from CAD, drawings, a simple dimensional sketch, or your description by telephone. Contact the ATL Sales Team now to discuss incorporating an ATL Fuel Cell into your next project.

ANY LIQUID CONTAINED

Petrol, Diesel, Methanol, Ethanol, Water, Potable Water, Oils, Cleaning Fluids, AVGAS, Jet Fuel, Hydraulic Fluid, a wide range of Chemicals and MUCH MORE!